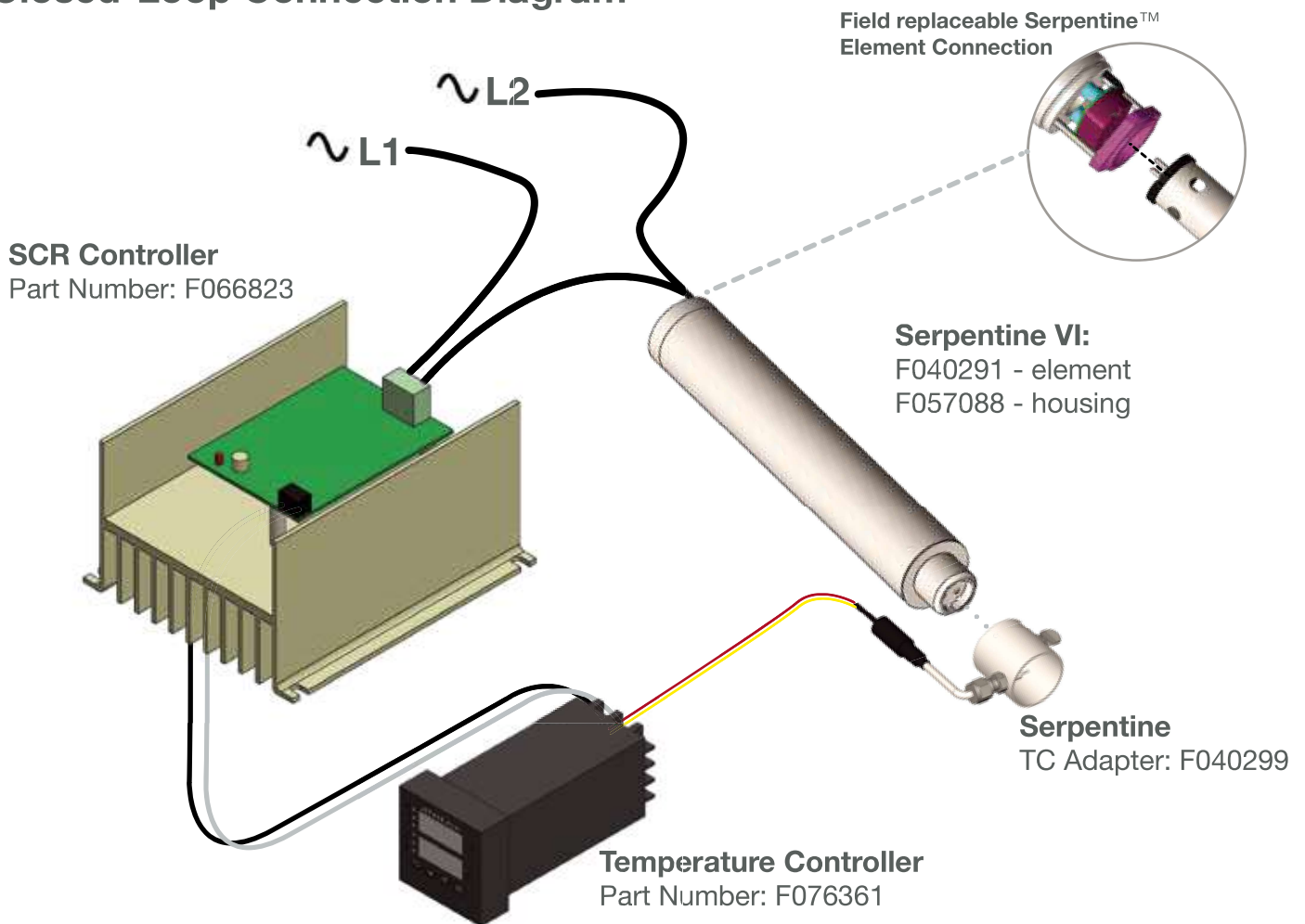


Serpentine II, VI Triple Pass Air Heaters

General Description

The Serpentine Triple Pass heaters are modular field replaceable products. The heater unit consists of a Serpentine™ electric heater element that fits into a stainless steel “triple-pass” exchanger housing and makes electrical connections through fittings pressed into the base. The housing uses the incoming air to cool the outer shell prior to passing through the heater element. This minimizes radiant heat loss and provides a safe to the touch product to minimize injury to operators who come in contact with the heater.

Closed-Loop Connection Diagram



Serpentine II, VI Accessories

Part Number	Description
F039739	Serpentine II Base Adapter Assembly
F042339	Serpentine VI Base Adapter Assembly
F029485	Serpentine II TC Holder (includes TC)
F040299	Serpentine VI TC Holder (includes TC)
F039272	Type K thermocouple probe

Dimensions / Installation Reference

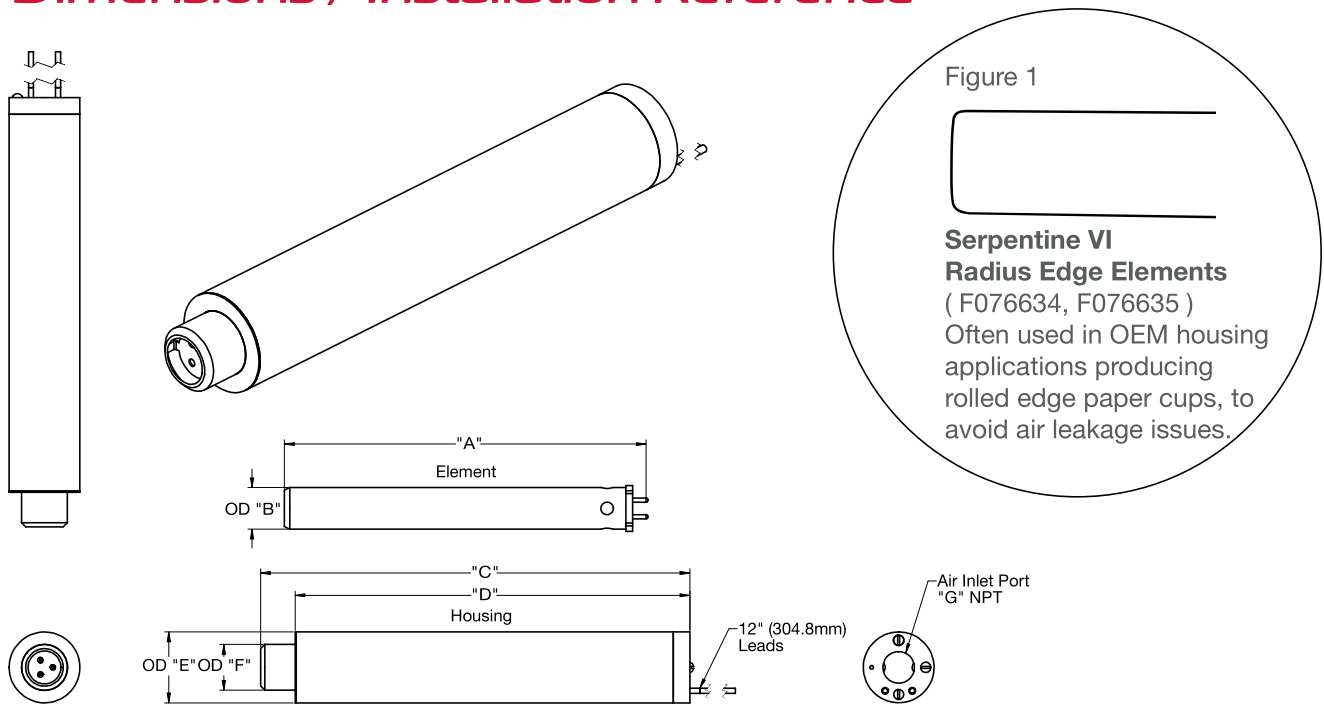


Figure 1

Serpentine VI Radius Edge Elements

(F076634, F076635)
Often used in OEM housing applications producing rolled edge paper cups, to avoid air leakage issues.

Serpentine Elements

Part Number	Max. Watts	Max. Volts	Max. Amps	Length "A"	Diameter "B"
Serpentine II Elements					
F029765	2.0kW	240V	8A	8.20" / 208mm	0.63" / 16mm
F029766	2.8kW	240V	12A	8.20" / 208mm	0.63" / 16mm
F029767	3.6kW	240V	15A	8.20" / 208mm	0.63" / 16mm
F060418	3.6kW(2-stage)	240V	15A	8.63" / 219mm	0.63" / 16mm

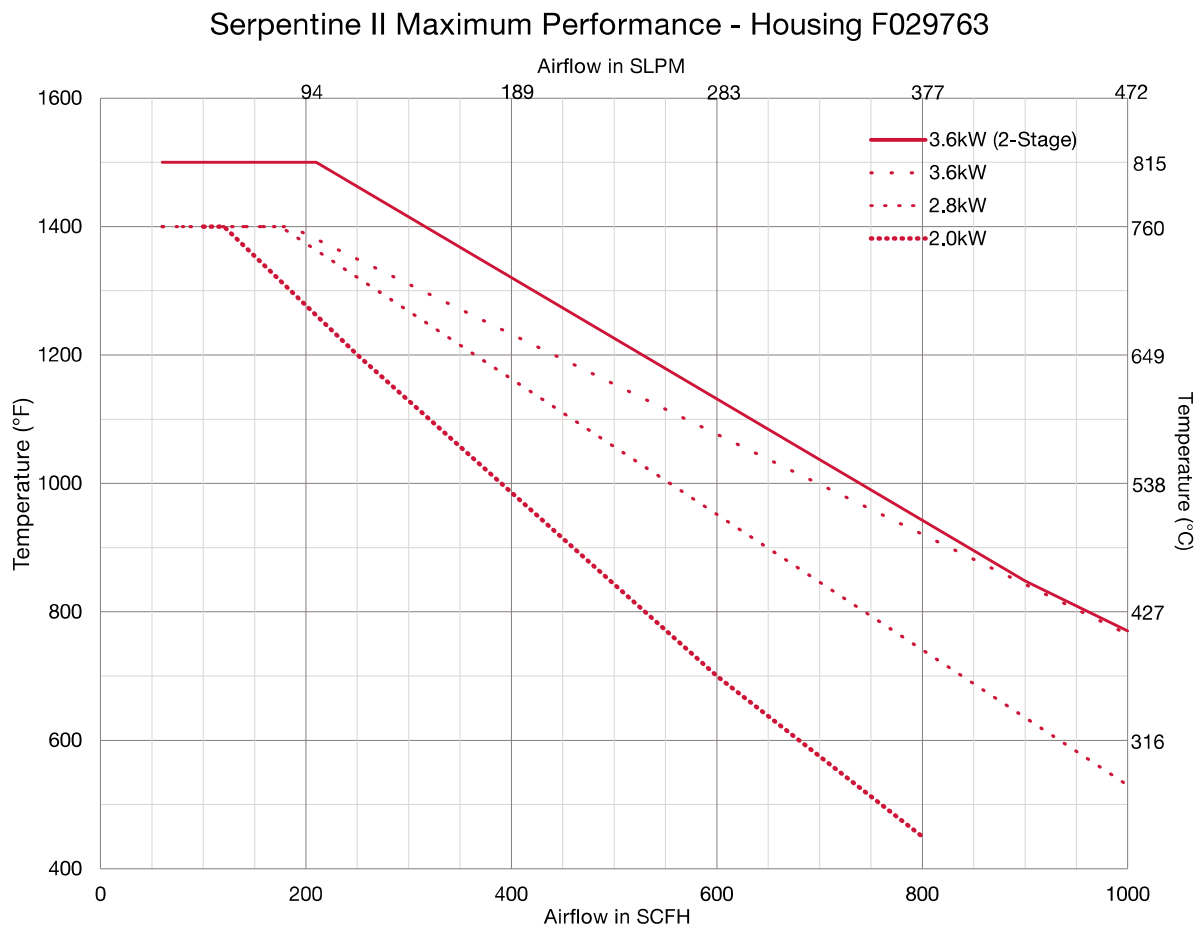
Serpentine VI Elements

F040291	5.0kW	240V	21A	10.88" / 276mm	1.25" / 32mm
F040292	6.0kW	240V	25A	10.88" / 276mm	1.25" / 32mm
F076634 (see fig.1)	6.0kW	240V	25A	10.88" / 276mm	1.25" / 32mm
F061429	6.0kW(2-stage)	240V	25A	10.88" / 276mm	1.25" / 32mm
F056548	8.0kW	240V	33A	10.88" / 276mm	1.25" / 32mm
F076635 (see fig.1)	8.0kW	240V	33A	10.88" / 276mm	1.25" / 32mm

Serpentine Housing Assemblies

Part Number	Dimensions				
	"C"	"D"	"E"	"F"	"G"
Serpentine II Housing					
F029763	10.0" / 254mm	9.0" / 229mm	1.6" / 40mm	0.7" / 18mm	3/8" NPT
Serpentine VI Housing					
F057088	12.9" / 327mm	11.9" / 302mm	2.1" / 54mm	1.4" / 35mm	3/4" NPT

Serpentine II Performance Curves

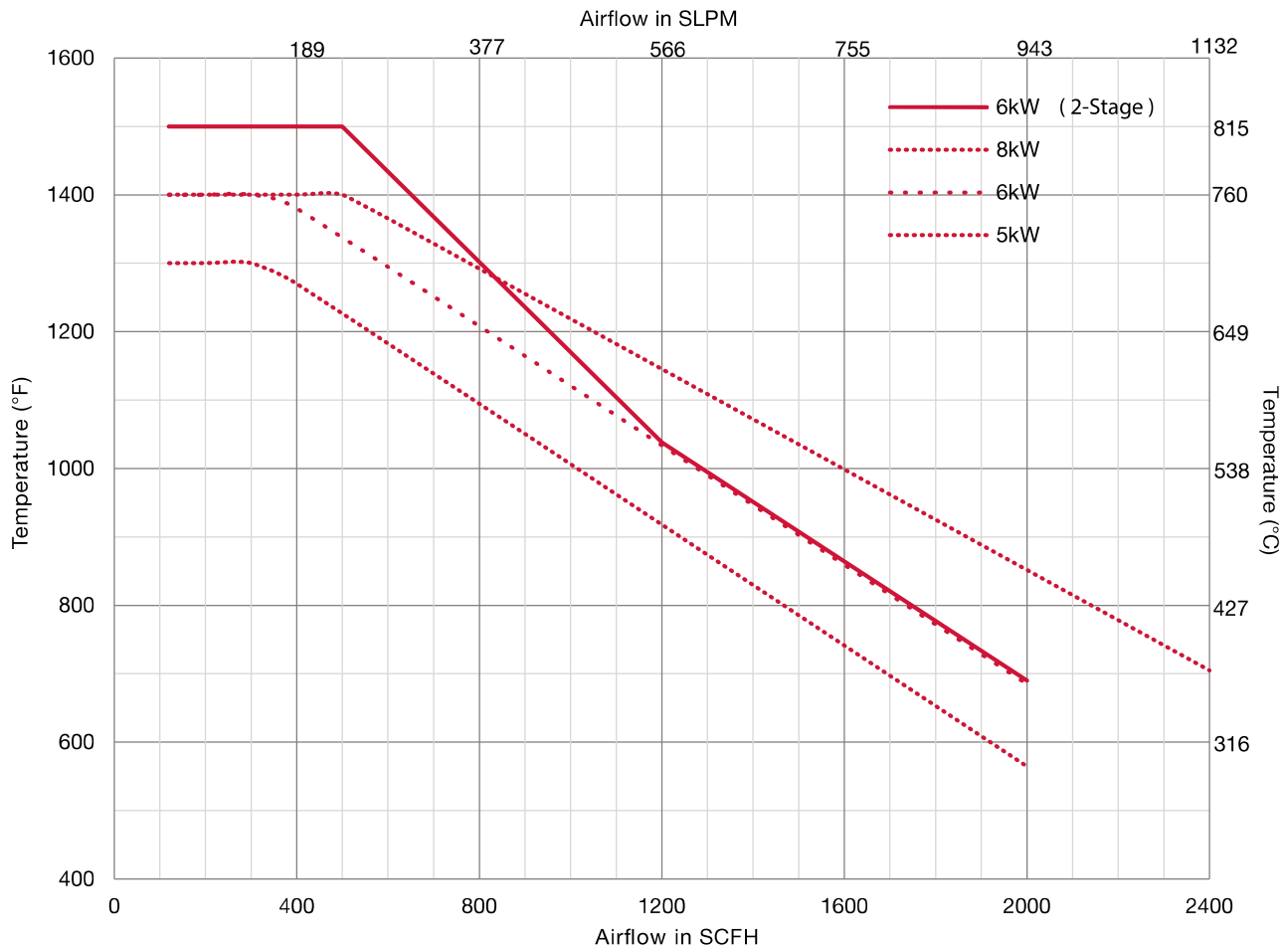


Notes:

- Temperatures are measured by internal 'K' T/C sensors.
- Use of other sensor types and locations can result in heater damage.
- Minimum airflow for accurate control is 60 SCFH
- Maximum air temperature is 1500°F (815°C)
- Operating above this curve will void the product warranty

Serpentine VI Performance Curves

Serpentine VI Maximum Performance - Housing F057088



Notes:

- Temperatures are measured by 3/16" "K" T/C sensor Part #039272 mounted inside TC holder #040299
- TC Holder mounted on exit of #F057088
- Housing Assembly
- Use of other sensor types and mounting locations can result in heater damage
- Minimum airflow for accurate control is 60 SCFH
- Maximum air temperature is 1500°F (815°C)
- Operating above this curve voids the product warranty

